


INSTALLATION GUIDE



6550-RP Max Step

Ram ProMaster


IMPORTANT: Max Step can only be installed when there is no **Factory Step** and no **Tow Bar** installed.



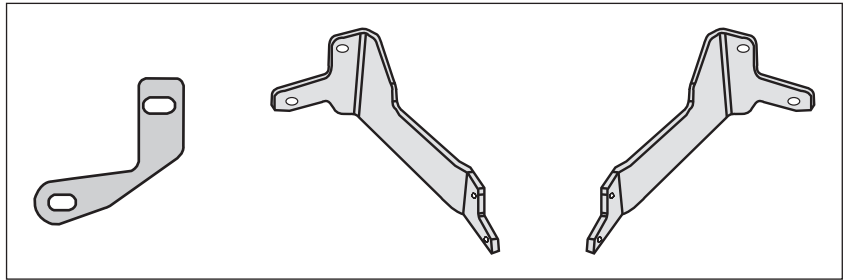
PHASE 1 – SET-UP

1.1 VERIFY ALL PARTS ARE PRESENT

1.1.1 Verify all parts are present.



65-USTP



65-URP

1.1.2 Fastener kits.



92-308 (M8 x 30) x4



92-306 (M10 x 40) x2



92-307 (M10 x 50) x2




94-203 (M8) x4



94-202 (M10) x2




94-164 (M8) x8



98-163 (M10) x6

REQUIRED ITEMS



1
PERSON

- Ratchet
- 13mm Wrench x2
- 17mm Wrench x1
- 17mm Socket x1

PHASE 2 – INSTALL

2.1 INSTALLATION

