

**LEYMAN**  **LIFT GATES®**

**VERTICAL FOLDED PLATFORM**

**SMALLEST LOADING ANGLE IN ITS CLASS!!!!**

**FREE ACCESS**

**LCS1320 SPRINTER VAN LIFT  
1320 LB CAPACITY**

**Standard Features Include:**

- Level ride platform with automatic tilt at ground level
- Hand held radio control button - (on 2007 vans or newer)
- Push button on rear - (on 2006 vans or older)
- Cart stops
- Flashing lights on platform
- One tilt and one lift cylinder
- Fits single or dual wheel vehicles. Must specify upon ordering.
- Wiring compliant with all TMC recommended practices.
- Electronic hydraulic cylinder lock
- Flip plate

NOTE: Must specify whether you have a new or old Sprinter van upon ordering.

Body Age	Model	Lifting Capacity	Platform Load Area	Weight
2007 +	LCS 1320	1320 lbs	52" W x 71" D	372 lbs
< 2007	LCS 1320	1320 lbs	59" W x 63" D	372 lbs





**LINK RAMPS**

reduce dangerous lifting, offer a super non-slip surface, provide easy and quick setup, and consist of durable aluminum.

**LB20 MODELS** are flat surface mount and stores vertically inside the vehicle.

**LSW40 MODELS** weigh 30% less than the Model LS50. They are portable, lightweight, durable, heavy duty and designed for general usage.

**LS50 MODEL** is similar to the LSW40 but can handle greater loads.



**LB20-24-108**

**SPRINTER VAN RAMPS** are constructed of high strength aluminum and take only seconds to position for use.

Part	Rear Door Ramp Description	Capacity
<b>LB20-24-108</b> Fits Standard Roof	Mounted, 24" W x 108" L	750 lbs
<b>LB20-30-108</b> Fits Standard Roof	Mounted, 30" W x 108" L	750 lbs
<b>LB20-24-117</b> Fits Hi-Roof	Mounted, 24" W x 117" L	750 lbs
<b>LB20-30-117</b> Fits Hi-Roof	Mounted, 30" W x 117" L	750 lbs
<b>LB20SA-47-99</b> Fits Standard/Hi-Roof	Spring Assisted Bi-Fold Ramp	1500 lbs
<b>LWS40-24-72</b> Fits Standard/Hi-Roof	Portable, 24" W x 72" L	500 lbs
<b>LWS40-24-90 (H) or (S)</b> * Fits Standard/Hi-Roof	Portable, 24" W x 90" L	500 lbs
<b>LS50-30-90 (H) or (S)*</b> Fits Standard/Hi-Roof	Portable, 30" W x 90" L	1000 lbs



**LB20SA-47-99 (Hinged)**

- One Hand Operation
- Gas Shock Assisted

**\* NOTE:** Some models are offered in both Hinged (H) and Straight (S) versions. Please specify when ordering.



**LS50-30-90 (Straight)**



**LWS40-24-90 (Straight)**

**LWS40-24-90 (Hinged)**



**SPRINTER VAN WINDOWS, 2006 & Older**

VWFW603L	Rear Left Door
VWFW603R	Rear Right Door
VWFW605	Passenger Side Door



**SPRINTER WINDOW SCREENS, 2007 & Newer**

AS60-75	Curb Slide Door
AS60-76	Street Slide Door
AS60-77	Curb Rear Door
AS60-78	Street Rear Door



**SPRINTER HITCH**

Class III Hitch with weight capacity up to 6,000 lbs G.T.W. Fits single wheel only.

H87646	Dodge Sprinter Hitch
H31823	TLC—Taillight Converter w/Circuit Protection



**SPRINTER BED MATS**

D72134	Floor Mat for 144" wheelbase (2007+ Model). Cut to fit.
D72174	Floor Mat for 170" wheelbase (2007+ Model). Cut to fit.
D72190	Floor Mat for Ext. wheelbase (2007+ Model). Cut to fit.



SPR—Step Bumper



SPR—HD Rear Grip Step

**SPRINTER REAR BUMPER / STEP**

<b>SPR-Step Bumper</b>	Sprinter Step Bumper -Not compatible with factory hitch - will work with Hidden Hitch Model H87646. Weight: 30 lbs
<b>SPR-HD Rear Grip Step</b>	Sprinter Heavy Duty Rear Grip Step. Weight: 45 lbs

**HD Rear Grip Step** INLAD exclusive design! This extra heavy duty rear step made of Grip Strut galvanized steel and powder coated black is available for 2007 model year and newer Dodge Sprinter vans. It gives you a safe step in and out of your van. Mounts into pre-drilled holes in frame. Includes mounting hardware and Conspicuity reflective tape. See picture above and back page.



**TIMBREN SUSPENSION ENHANCEMENT SYSTEM**

MBRSP25 (2500)	Rear	Suspension Enhancement Systems reduce sway when carrying heavy loads & improves roll stability.
MBPSP35 (3500)	Rear	
DF25002 (2500 & 3500)	Front	




**D.O.T. Remote Strobe System** by ECCO® Heavy duty die cast aluminum power supply is fully encapsulated for demanding applications. Voltage is 12-24 VDC.

Part#	Description
EC9230	2 Head Power Supply
EC9460	4Head Power Supply
EC9001A	Amber Flash Tubes
EC9001C	Clear Flash Tubes
EC9915	15" Cable
EC9920	20" Strobe Cable



**LED Safety Director**—extruded Aluminum housing and clear polycarbonate LED module (illuminates amber); epoxy sealed for environmental protection; controller features 15 amp auxiliary switch; Wig Wag and Alternating flash patterns are certified to California Title 13.  
Size: 47.5" L, 2.5" D, 2.3" H  
Part #EC3335



**Back-up Alarms** by ECCO® Reliability in a cost-effective back-up alarms. Compact size and universal mounting bracket maximize location options. Sealed in epoxy against dust, moisture, and vibration. Self-grounding: no grounding wire needed for installation. Steam cleanable and pressure washable. Voltage spike and surge protected.

Alarm: Back-up, 97 dB, 12 VDC

Part#: EC510



SMART ALARM®

medium duty, 82 thru 107 dB, 12 to 24 VDC

Part#: EC901



**FEDERAL SIGNAL CORPORATION**  
Emergency Products

**SignalMaster™** directional light "builds" patterns by sequentially activating amber lamps. Each lamp remains lit until the pattern is completed. Available patterns include: left, right, center-out, and flashing warning. These directional signals use 27-watt halogen bulbs with special lenses to direct light effectively. The extrusion is designed to block sunlight, increasing the warning effectiveness. A separate controller is required to operate the SignalMaster unit. Standard and full-featured controllers are available. Both controllers offer a slide-switch to activate the directional pattern. LED indicators display the active pattern for quick recognition.

Part #: FS322112

Size: 41.8"L,2.7"H,3.3"D

Voltage: 2.1 amps per lamp

Ship Wt: 7.5 lbs



**Complete Corner Strobe System – Amber**

1—FS416105 (4 Head Powerhead) , 4—FS413322 (22' Weatherpack Cables), 4—FS413300-02 (Amber Bulbs)

**Complete Corner Strobe System – Clear**

1—FS416105 (4 Head Powerhead) , 4—FS413322 (22' Weatherpack Cables), 4—FS413300-05 (Clear Bulbs)



**Thin-Lite®**  
INTERIOR VEHICLE LIGHTING

Part#: 197

Watts: 30

One F30T8/CW

Voltage: 12 VDC

Dimensions: 36.25" x 2.60" x 2.5"

Weight: 2.10 lb

**ECCO® K5015**  
**COMPLETE REAR VISION SAFETY CAMERA SYSTEM**

ECCO's black & white camera systems with 5.0" CRT monitors offer excellent picture quality even in low light conditions.

System Components:

- (1) - C105—Black & White camera with audio, Infrared
- (1) - M500—Black & White monitor
- (1) - T60H—60' transmission cable, 6 pin for audio, (infrared camera)



**ECCO® K5025**  
**COMPLETE COLOR REAR VISION SAFETY CAMERA SYSTEM**

ECCO's color camera systems feature the latest 5.6" LCD monitors with on-screen menus, and infrared cameras ensure exceptional picture quality even in low light conditions.








System Components:

- (1) - C205—Color camera with audio, infrared
- (1) - M525—5.6" LCD color monitor
- (1) - T60H—60' transmission cable, 6 pin for audio, (infrared cam-



# xantrex Mobile Power

Prowatt Series inverters are an economical solution for your mobile power needs. Its solid-state circuitry precisely regulates the voltage and frequency, and automatic low voltage shutdown protects your expensive batteries from depletion.

Prowatt 150 Watt Inverter	Prowatt 300 Watt Inverter	Prowatt 400 Watt Inverter	Prowatt 600 Watt Inverter	Prowatt 1000 Watt Inverter—includes remote	Prowatt 1750 Watt Inverter—includes remote on/off	Prowatt 3000 Watt Inverter
						
Part: X801-3150 Output: 150 watts Max Peak: 400 watts Volts: 10–15 VDC 1.9"H,4.7"W, 4.7"L Ship Wt: 1.3lbs	Part: X801-300 Output: 300 watts Max Peak: 500 watts Volts: 10–15 VDC 1.9"H,4.7"W,6.3"L Ship Wt: 1.8oz	Part: X801-0400 Output: 400 watts Max Peak: 800 wts Volts: 10–15 VDC 1.8"H,4.7"W,6.3"L Ship Wt: 2.0lbs	Part: X801-0600 Output: 600 watts Max Peak: 1200 wts Volts: 10-15 VDC 2.5"H,6.5"W,11"L Ship Wt: 4.0lbs	Part: X801-1000 Output: 1000 watts Max Peak: 2000 wts Volts: 10–15 VDC 3.25"H,9.5"W,10.25"L Ship Wt: 5.2lbs	Part: X801-1750 Output: 1750 watts Max Peak: 3000 wts Volts: 10–15 VDC 3.25"H,9.5"W,16.25"L Ship Wt: 8.25lbs	Part: X801-3000 Output: 3000 watts Max Peak: 2500 wts Volts: 10–15 VDC 6.25"H,8.0"W, 18.5"L Ship Wt: 20lbs

**Go Power!** Carmanah® Mobile Power

Modified Sine Wave Inverters from Go Power!™ offer a combination of performance and value, with sizes to match any of the appliances you'd like to use. Simply connect to your batteries, plug in and go.



Model	Power	Surge	Dim. (inches)	Outlets	DC Connect (12 v)	Remotes
1. CAR-GP-300	300 W	400 W	6.5 x 4.8 x 2	2	Lighter Plug & Clips	n/a
2. CAR-GP-600	600 W	900 W	11.4 x 8 x 3	2	Cables Included	n/a
3. CAR-GP-1000	1000 W	1500 W	13.8 x 8 x 3	2	Use GP-DC-Kit 2	n/a
4. CAR-GP-1750HD	1750 W	2100 W	19.2 x 9.6 x 3.6	2	Use GP-DC-Kit 3	GP-Remote
5. CAR-GP-2500	2500 W	3000 W	19 x 9.5 x 3.5	2	Use GP-DC-Kit 4	GP-Remote

**GP-Remote** features an LED indicator showing inverter status, on/off switch and 25' cable.

Installation Kit 12V
CAR-GP-DC-Kit 2
CAR-GP-DC-Kit 3
CAR-GP-DC-Kit 4



JD425-5264

JD425-1302

**Jotto® Desk** computer mounts offer the ultimate in convenience and utility while safely securing a notebook computer in a your sprinter. Jotto® Desk is sincere about making the mobile professional's job much easier.

**JD425-5214**  
Universal Mount Computer Desk

A multi-adjustable swing arm desk used as a platform for mobile professionals to secure and comfortably use a notebook computer. The Cable-Dock is a patented, truly innovative and proven method for effectively securing a laptop computer for mobile professionals.

**JD425-5264**  
No Holes Drilled Computer Desk for '04-'06 Sprinter models

Mounts to floor between the seats. A multi-adjustable swing arm desk used as a platform for mobile professionals to secure and comfortably use a notebook computer. The Cable-Dock is a patented, truly innovative and proven method for effectively securing a Laptop.

**JD425-5456**  
No Holes Drilled Computer Desk for '07 & newer Sprinter models

Same as description for JD425-5264 (above).

**JD425-1302**  
Screen Holder

Designed to keep your screen in place while you use your Laptop computer. Attaches directly to your Jotto® Desk.



JD425-5214

